




Data Sheet Rev 3.1

TIS ENERGY METER 3 PHASE

Model: MET-EN-3PH



OVERVIEW


It is a Three-phase energy meter that calculates how much KW/H is consumed in your location. Other electricity parameters, such as current amps, voltage, and active power, are also measured. It also shows electricity expenses based on this data.

KEY BENEFITS

- + KW/H 12 Month Consumption records
- + 4 different Timer Tarif segment
- + Calculate Voltage, Amps and other power factors
- + Pulse Output

KEY FEATURES


- ★ Din Rail or wall mount
- ★ Link To Modbus RTU Network
- ★ LCD for monitoring and setting
- ★ CT Connection Method


















TIS ENERGY METER 3 PHASE



Model: MET-EN-3PH



PRODUCT SPECIFICATIONS		
	Voltage and Current	Phase to neutral voltages
		100 to 289V a.c. (not for 3p3w supplies)
		Voltages between phases
		173 to 500V a.c. (3p supplies only)
		Percentage total voltage harmonic distortion
	Max. Demand	(THD%) for each phase to N (not for 3p3w supplies)
		Percentage voltage
		THD% between phases (three phase supplies only)
		Current
		THD% for each phase
	Energy Measurements	Power
		0 to 3600 MW
		Reactive power
		0 to 3600 MVar
		Volt-amps
	Accuracy	0 to 3600 MVA
		Maximum demanded power since last Demand reset
		Power factor
		Import/Export active energy
		0 to 9999999.9 kWh
	Pulse Output	Import/Export reactive energy
		0 to 9999999.9 kVarh
		Total active energy
		0 to 9999999.9 kWh
		Total reactive energy
	Reference Conditions of Influence Quantities	0 to 9999999.9 kVarh
		Voltage
		0.5% of range maximum
		Current
		0.5% of nominal
	Pulse Output	Frequency
		0.2% of mid-frequency
		Power factor
		1% of unity (0.01)
		Active power (W)
	Reference Conditions of Influence Quantities	±1% of range maximum
		Reactive power (VAr)
		±1% of range maximum
		Apparent power (VA)
		±1% of range maximum
	Pulse Output	Active energy (Wh)
		Class 1 IEC 62053-21
		Reactive energy (VArh)
		±1% of range maximum
		Total harmonic distortion
	Pulse Output	1% up to 31st harmonic
		Response time to step input
		1s, typical, to >99% of final reading, at 50 Hz
	Pulse Output	0.01 = 10 Wh/VArh
		0.1 = 100 Wh/VArh
		1 = 1 kWh/kVArh
		10 = 10 kWh/kVArh
		100 = 100 kWh/kVArh
	Pulse Output	1000 = 1000 kWh/kVArh
		Pulse width 200/100/60 ms Relay Rating 240V ac 50mA
	Pulse Output	Ambient temperature
		23°C ±1°C
		Input frequency
		50 or 60Hz ±2%
		Input waveform
	Pulse Output	Sinusoidal (distortion factor < 0.005)
		Auxiliary supply voltage
		Nominal ±1%
		Auxiliary supply frequency
		Nominal ±1%
	Pulse Output	Auxiliary supply waveform (if AC)
		Sinusoidal (distortion factor < 0.05)
		Magnetic field of external origin
		Terrestrial flux



Copyright © 2025 TIS, All Rights Reserved

TIS Logo is registered trademark of TIS CONTROL.
All of the specification are subject to change without notice.

TIS CONTROL PTY LIMITED
SA, AUSTRALIA

TIS CONTROL LIMITED
Wanchai, Hong Kong

TIS ENERGY METER 3 PHASE



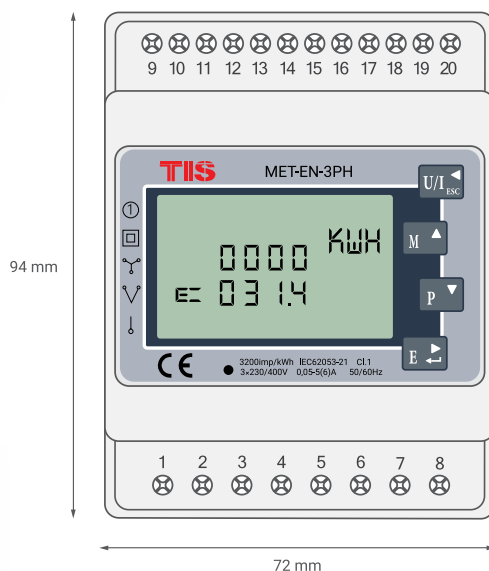
Model: MET-EN-3PH



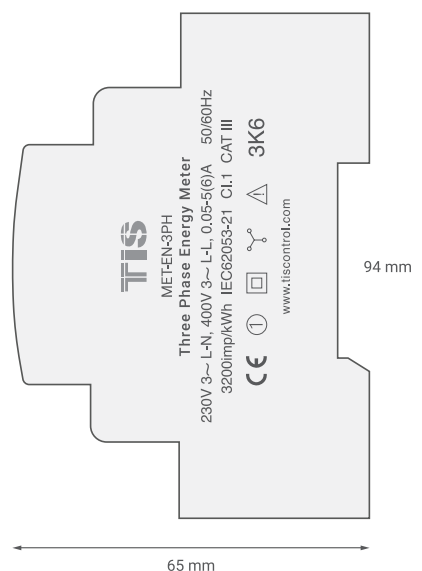
PRODUCT SPECIFICATIONS

	Weight	Without packaging	250g
	Dimensions	Length x Width x Height	94mm x 72mm x 65mm
	Housing	Materials Casing color Ip rating	self-extinguishing UL94V-0 Gray IP 51 indoor
	Mounting	Din Rail	Standard 35 mm din rail
	Environment	Operation Temperature Storage Temperature Transport Temperature Air humidity Installation category Mechanical Environment Electromagnetic environment Degree of pollution	-25...55°C -40...70°C -40...70°C <95% non-condensing CAT II M1 E2 2

Front view



Side view



Copyright © 2025 TIS, All Rights Reserved

TIS Logo is registered trademark of TIS CONTROL.
All of the specification are subject to change without notice.

TIS CONTROL PTY LIMITED
SA, AUSTRALIA

TIS CONTROL LIMITED
Wanchai, Hong Kong